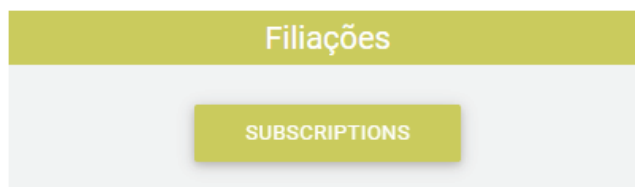




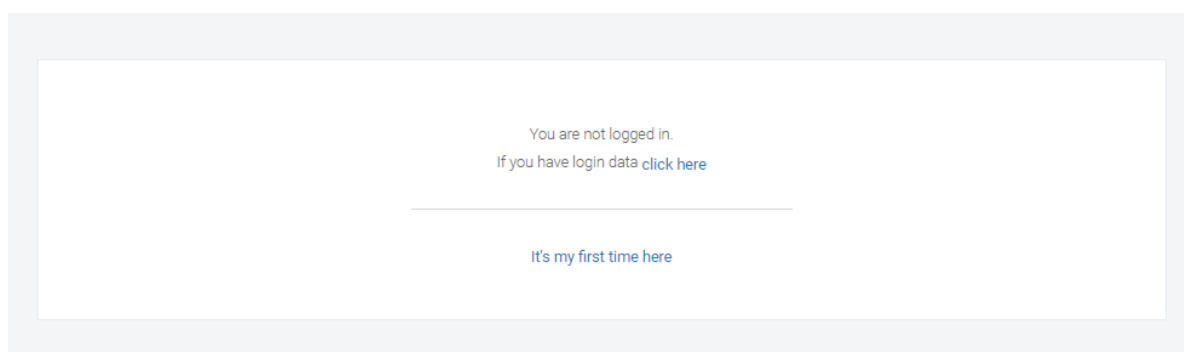
Step by step

How to renew Club License

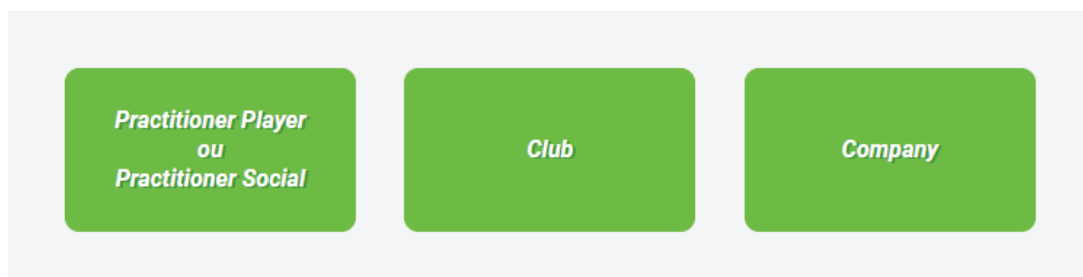
- 1 Go to the Federation website and click the Subscriptions button in the side menu Affiliations.



- 2 On the page if you have access data please login.



If you don't have login click on "This is my first time here" and you will redirect to the page below

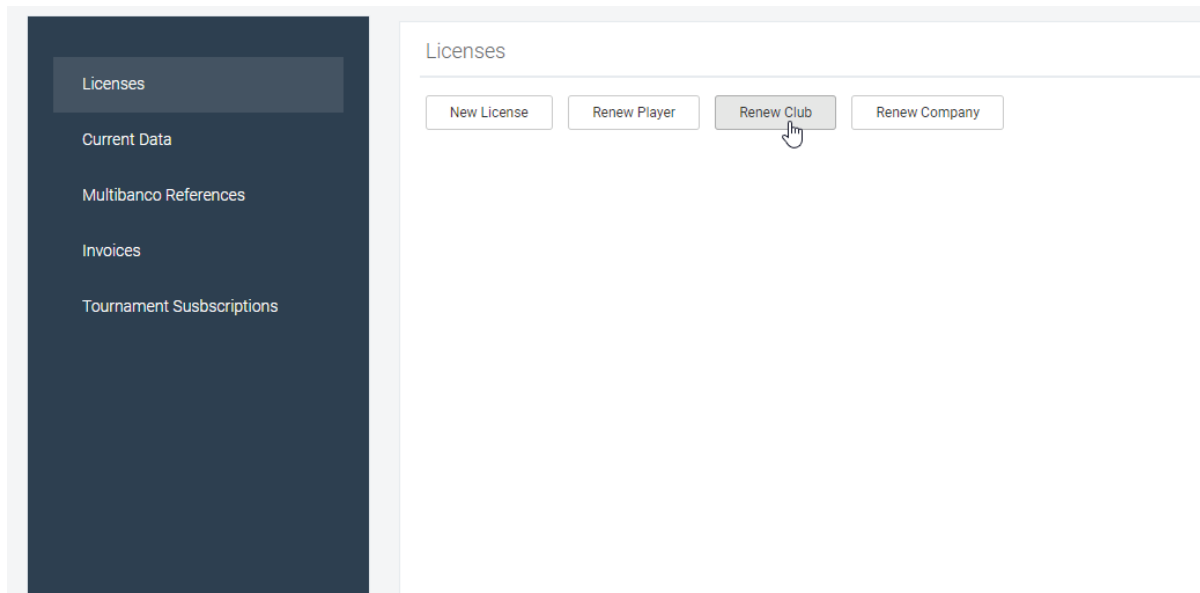




Step by step

How to renew Club License

3 After login will go to a License page, click renew player



4 Fill in the data and click follow for renewal

A screenshot of a web form titled "Identification" with a blue header bar. Below the header, the text reads "Trying to locate your Official Account. Please enter your data." There are two input fields: "Name" and "License". At the bottom of the form, there are two buttons: a red "Back" button and a blue "Proceed to Renewal" button.



Step by step How to renew Club License

5 Fill out the form and click "Submit Application."

Club Subscription

Identification	
License	<input type="text"/>
Email	<input type="text"/>
Name	<input type="text"/>
Permanent Certificate Code	<input type="text"/>
VAT ID	<input type="text"/>
IBAN	<input type="text"/>

President	
Name	<input type="text"/>
Email	<input type="text"/>
Phone	<input type="text"/>