

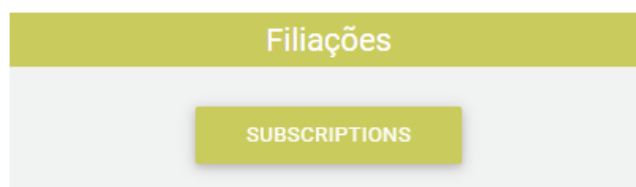


## Step by step

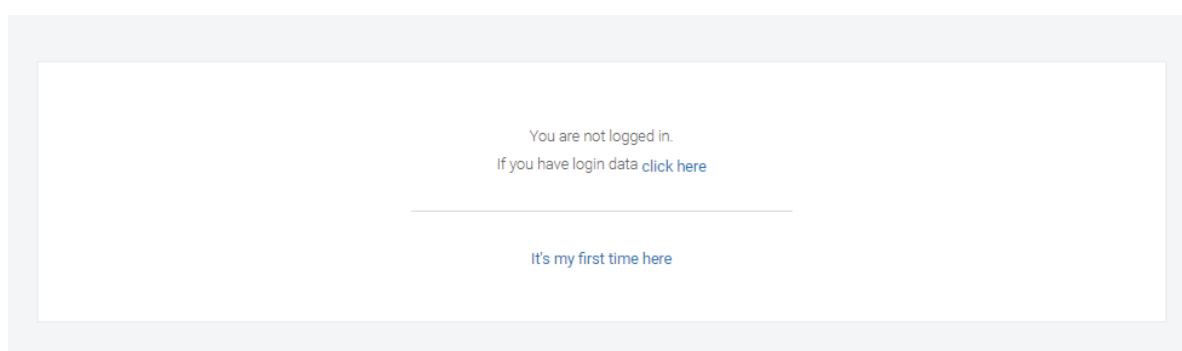
# How to renew a Company License

---

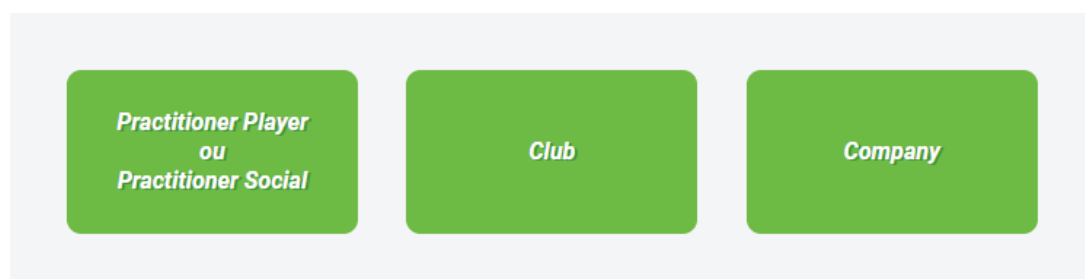
- 1 Go to the Federation website and click the Subscriptions button in the side menu Affiliations.



- 2 On the page if you have access data please login.



If you don't have login click on "This is my first time here" and you will redirect to the page below





## Step by step How to renew a Company License

---

**3** After login will go to a License page, click Renew Company

A screenshot of the software interface showing the "Licenses" page. On the left is a dark blue sidebar with a menu containing "Licenses", "Current Data", "Multibanco References", "Invoices", and "Tournament Subscriptions". The "Licenses" menu item is highlighted. The main content area is titled "Licenses" and contains four buttons: "New License", "Renew Player", "Renew Club", and "Renew Company". A mouse cursor is pointing at the "Renew Company" button.

**4** Fill out the form with your company details and click under "Submit Application".

A screenshot of the "Company Subscription" form. The form is divided into two main sections: "Identification" and "Contacts". The "Identification" section has a blue header and contains six input fields: "License", "Email", "Company Name", "Permanent Certificate Code", "VAT ID", and "IBAN". The "Contacts" section also has a blue header and contains three input fields: "Address", "Zip Code", and "City".